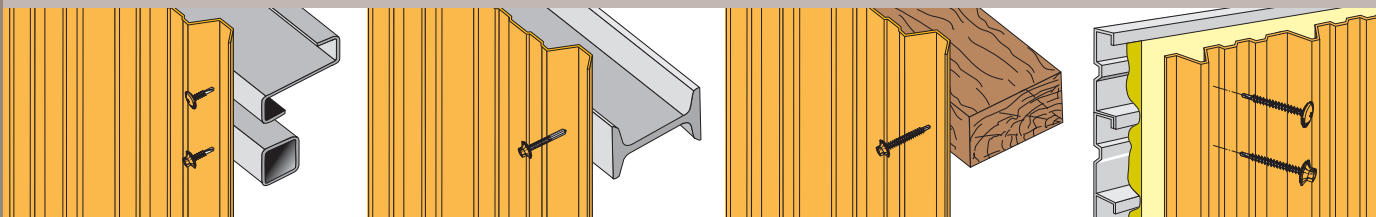


FIXATIONS

Quelles fixations choisir ?



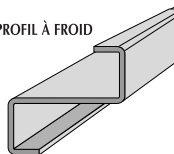
BARDAGE BAC ACIER



SUPPORT

BAC ACIER

PROFIL À FROID



Vis TÉTALU P5 autoperceuse
Page A2



Vis TH inox P3 et P5 autoperceuse
Page A18



Vis TCB inox P3 et P6 autoperceuse
Page A21

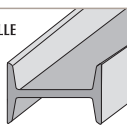


Vis TÉTALU A.T. autotaraudeuse
Page A14



Vis TH Inox A.T. autotaraudeuse bout pointu
Page A22

POUTRELLE IPN IPE ...



Vis TÉTALU P13 autoperceuse
Page A4



Vis TH inox P13 autoperceuse
Page A18



Vis TCB inox P6 et P13 autoperceuse
Page A21

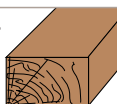


Vis TÉTALU A.T. autotaraudeuse
Page A14



Vis TH inox A.T. autotaraudeuse bout plat
Page A22

LISSE BOIS



Vis TÉTALU P1 autoperceuse pour bois
Page A6



Tirefond à bourrer et à visser
Pages A40 à A43


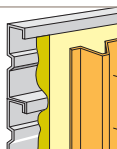


Vis TÉTALU A.T. autotaraudeuse
Page A15



Vis TH inox P1 autoperceuse pour bois
Page A19

DOUBLE PEAU




Vis TÉTALU P1 autoperceuse
Page A9



Vis TÉTALU P4 autoperceuse (Plateau 1mm)
Page A10



Vis TH inox P1 et P3 autoperceuse
Page A18

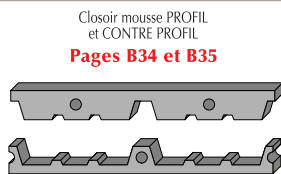


Vis TCB inox P1 et P3 autoperceuse
Page A21

ACCESSOIRES BARDAGE



Rondelle néoprène EPDM pour vis TÉTALU
Page B29
Rondelle vulca, alu, acier, inox
Page B28



Closoir mousse PROFIL et CONTRE PROFIL
Pages B34 et B35



Vis TÉTALU P1 autoperceuse de couture
Pages A9 et A64



Vis TH inox P1 autoperceuse de couture
Pages A18 et A64



Vis TCB inox P1 autoperceuse de couture
Pages A21 et A64

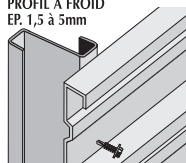


Mastic préformé et bande mousse avec face adhésive
Pages B38 et B39

SUPPORT

PLATEAUX DE BARDAGE

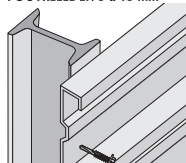
SUR POTEAUX ACIER PROFIL À FROID EP. 1,5 à 5mm



Vis autoperceuse P5 6,3 x 22 TK2
Page A26




SUR POTEAUX ACIER POUTRELLE EP. 5 à 13 mm



Vis autoperceuse P13 6,3 x 35 TK2
Page A26



SUR POTEAUX BOIS

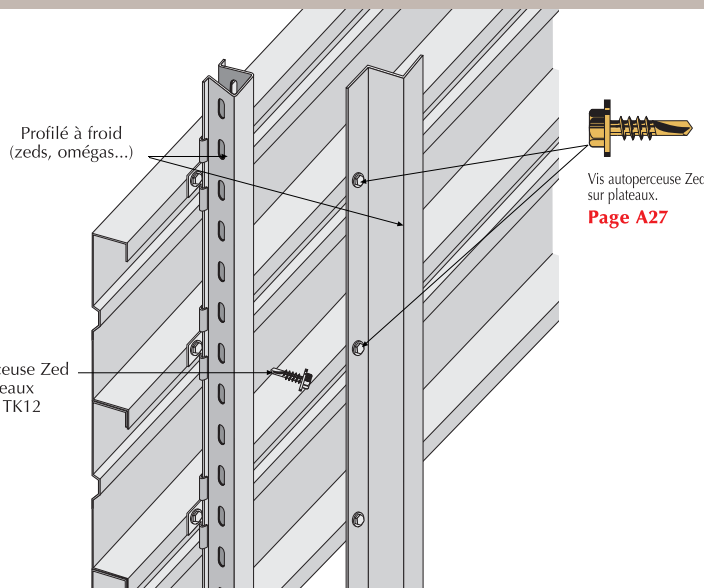


Vis autoperceuse P1 6,3 x 55 TK12
Page A26



Profilé à froid (zeds, omégas...)


Vis autoperceuse Zed sur plateaux 6,3 x 25 TK12




Vis autoperceuse Zed sur plateaux
Page A27

ACCESSOIRES PLATEAU DE BARDAGE

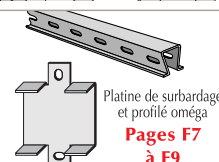
Vis de couture 6,3 x 19
Page A26



Vis de couture 4,8 x 16
Page A26



Prespin type "N"
Page B32



Platine de surbardage et profilé oméga
Pages F7 à F9



Mastic préformé et bande mousse avec face adhésive
Pages B38 et B39

FIXATIONS

Quelles fixations choisir ?

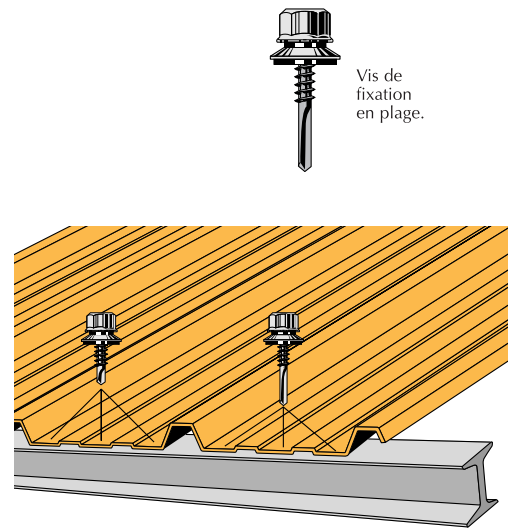
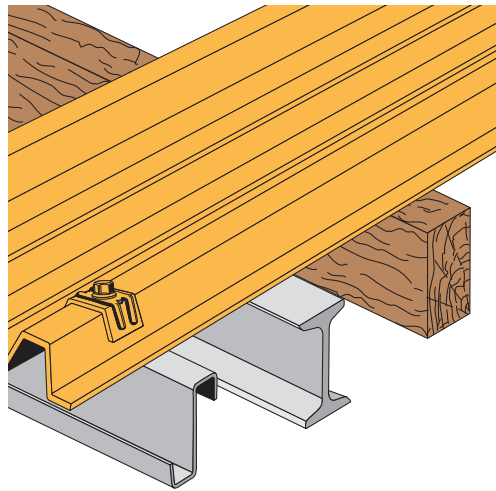
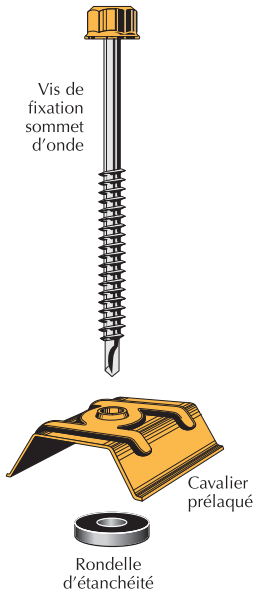


COUVERTURE BAC ACIER



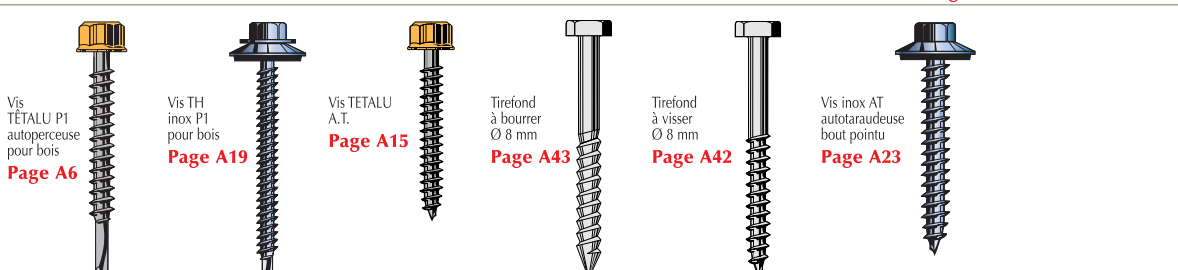
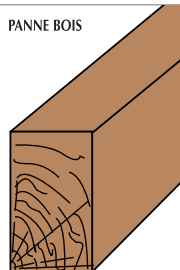
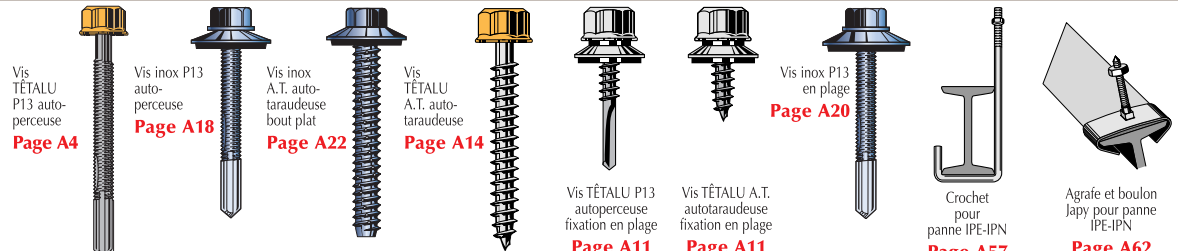
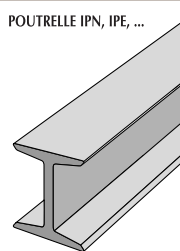

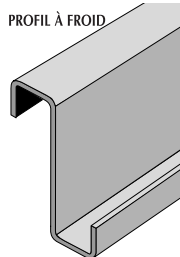
FIXATION EN SOMMET D'ONDE

FIXATION EN PLAGE

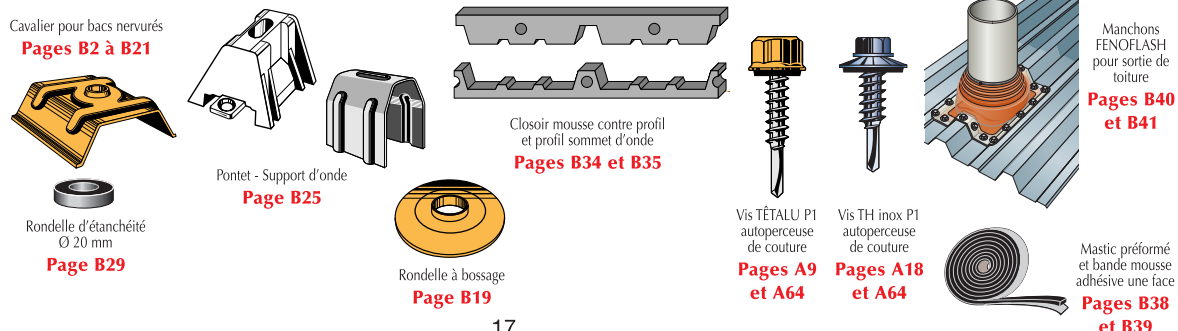


SUPPORT

BAC ACIER



ACCESSOIRES COUVERTURE

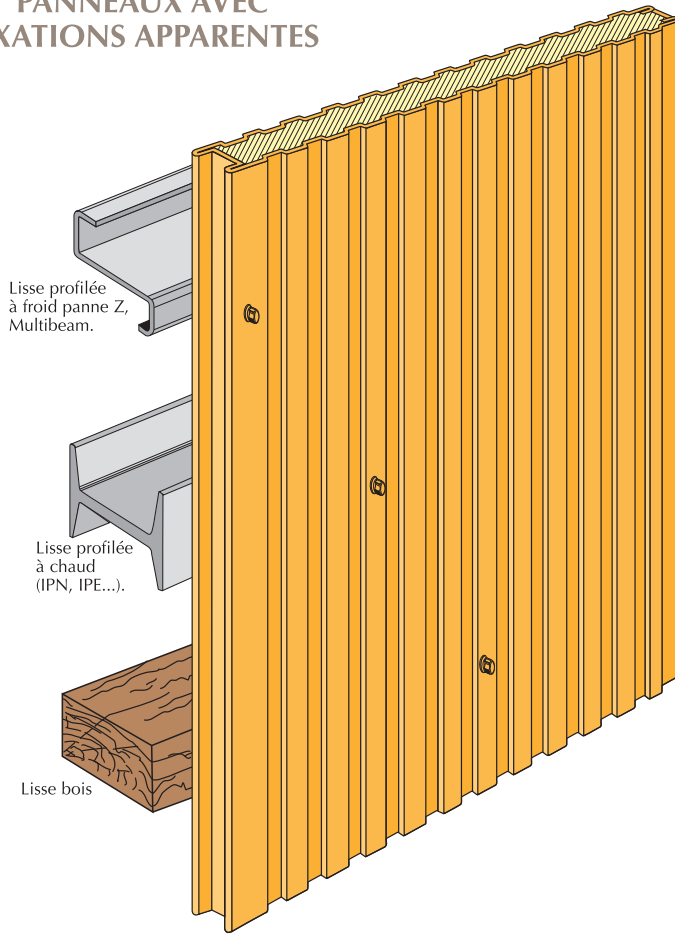


FIXATIONS

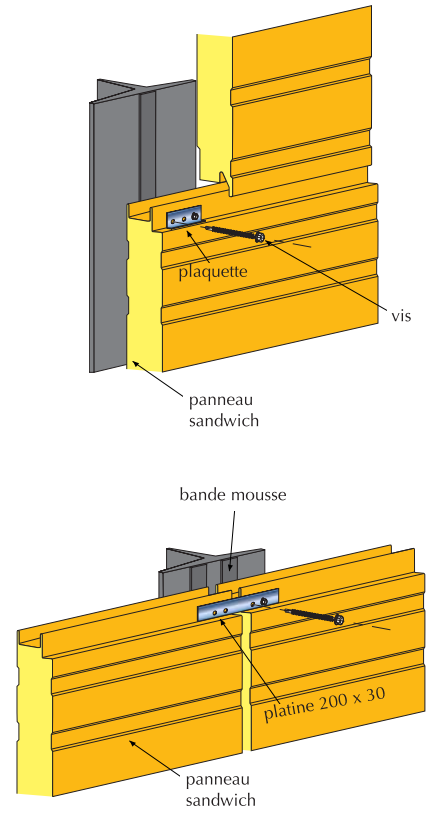
Quelles fixations choisir ?

BARDAGE PANNEAUX SANDWICH

PANNEAUX AVEC FIXATIONS APPARENTES



PANNEAUX AVEC FIXATIONS CACHÉES



BARDAGE

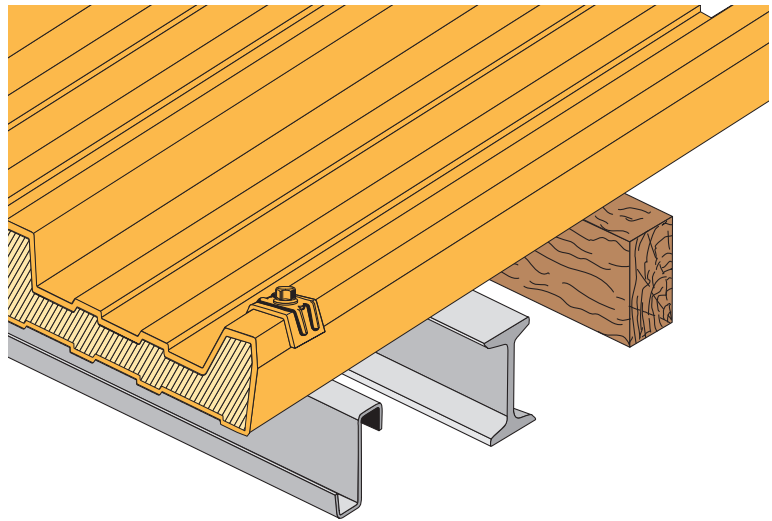
SUPPORT	FIXATIONS APPARENTES				FIXATIONS CACHÉES	
PROFIL À FROID 	Vis tétalu P5 autoperceuse Pages A2 et A3 	Vis TH inox P3 et P5 autoperceuses Page A18 	Vis TH inox A.T. autotaraudeuse bout pointu Page A22 	Vis tétalu A.T. autotaraudeuse Page A14 	Vis TH ordinaire P5 autoperceuse Page A28 	
POUTRELLE IPN IPE ... 	Vis TÉTALU P13 autoperceuse Pages A4 et A5 	Vis TH P13 autoperceuse Page A18 	Vis TH inox A.T. autotaraudeuse bout plat Page A22 	Vis TÉTALU A.T. autotaraudeuse Page A14 	Vis TH ordinaire P13 autoperceuse Page A29 	
LISSE BOIS 	Vis TÉTALU P1 autoperceuse pour bois Pages A6 et A7 Tirefonds à bourrer et à visser Pages A42 - A43 	Vis TH inox P1 autoperceuse pour bois Page A19 	Vis TH inox A.T. autotaraudeuse bout pointu Page A23 	Vis TÉTALU A.T. autotaraudeuse Page A15 	Vis TH ordinaire P1 autoperceuse Page A30 	
ACCESSOIRES BARDAGE	Rondelle soyée pour bardage panneau sandwich Page B31 	Rondelle néoprène EPDM Ø 14 - 16 - 18 mm pour rondelles soyées Page B29 	Vis TÉTALU P1 autoperceuse de couture Pages A9 et A64 	Vis TH inox P1 autoperceuse de couture Page A64 et A18 	Vis TCB inox P1 autoperceuse de couture Pages A21 et A64 	Plaque pour panneau sandwich Page B33
	Rondelle vulca, alu, galva, inox Page B28 	Bande mousse avec face adhésive Page B39 	Mastic préformé Page B38 		Plaque pour panneau sandwich Page B33 	

FIXATIONS

Quelles fixations choisir ?

COUVERTURE PANNEAUX SANDWICH

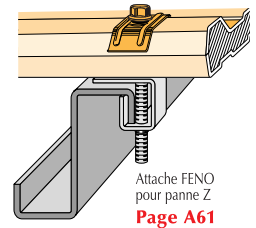

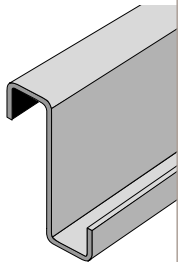
FIXATION EN SOMMET D'ONDE



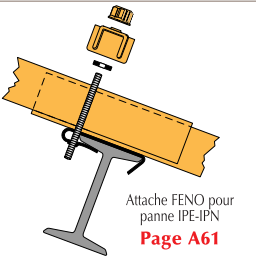

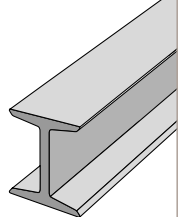
SUPPORT

FIXATIONS EN SOMMET D'ONDE

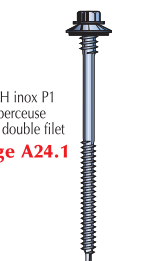
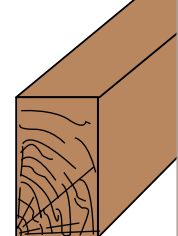
PROFIL À FROID



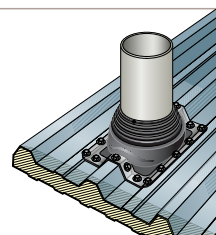
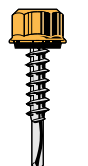
POUTRELLE IPN, IPE, ...



PANNE BOIS



ACCESSOIRES COUVERTURE

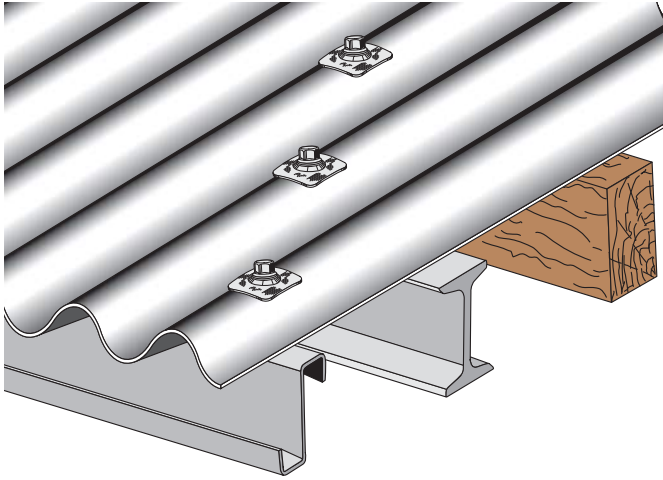


FIXATIONS

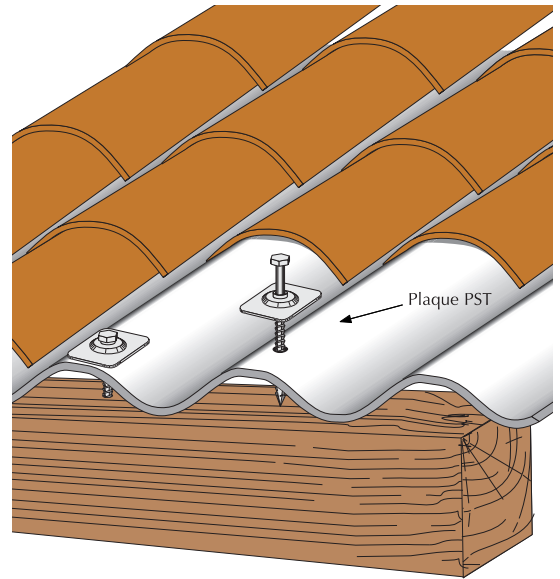
Quelles fixations choisir ?

COUVERTURE PLAQUES FIBRES CIMENT

PLAQUES ONDULÉES



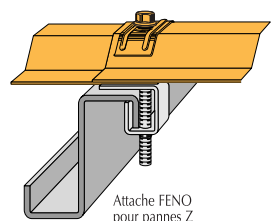
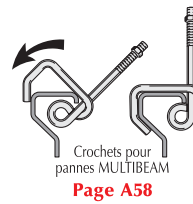
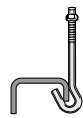
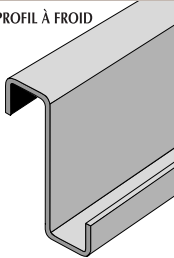
PLAQUES SUPPORT TUILES



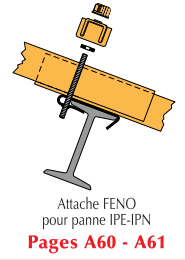
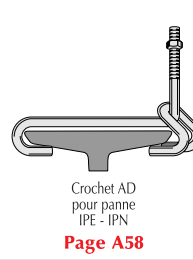

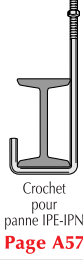
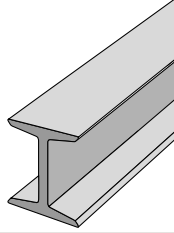
SUPPORT

PLAQUES FIBRES CIMENT

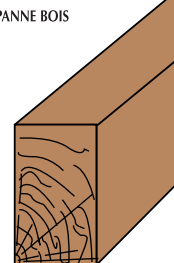
PROFIL À FROID



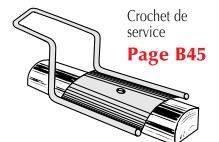
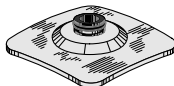
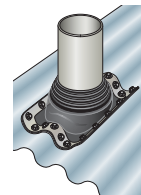
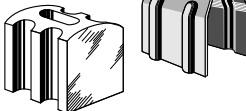

POUTRELLE IPN, IPE, ...



PANNE BOIS



ACCESSOIRES COUVERTURE

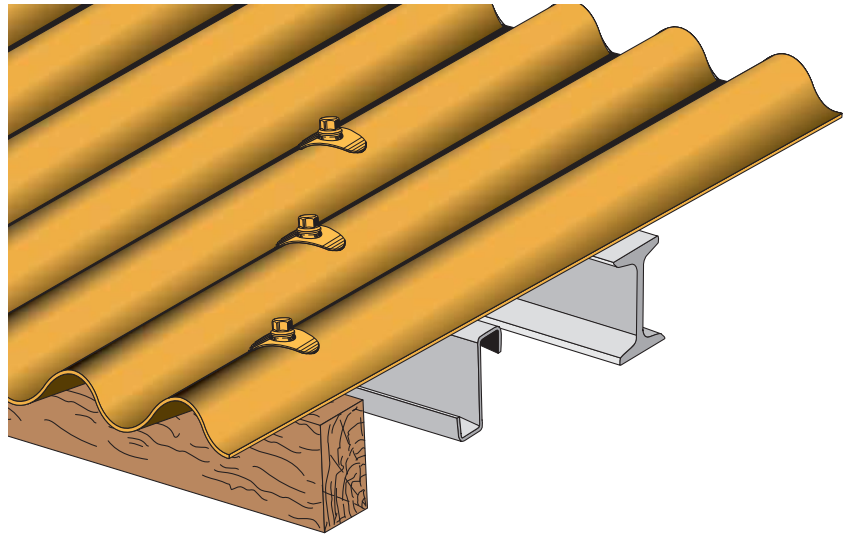



FIXATIONS

Quelles fixations choisir ?

COUVERTURE TÔLE ONDULÉE 76 x 18

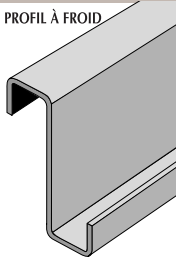
FIXATION EN SOMMET D'ONDE



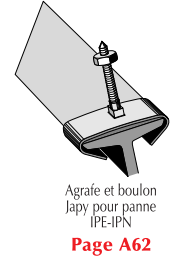
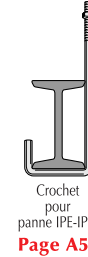
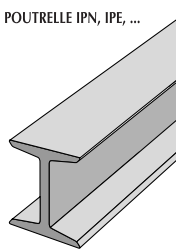
SUPPORT

TÔLE ONDULÉE 76 x 18



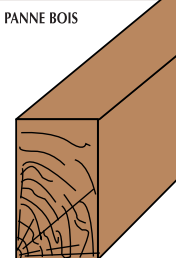
PROFIL À FROID




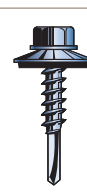
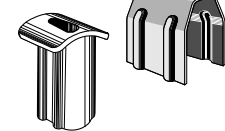
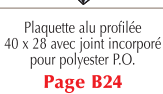
POUTRELLE IPN, IPE, ...



PANNE BOIS



ACCESSOIRES COUVERTURE



ÉTANCHÉITÉ

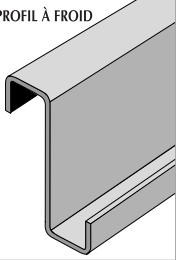
Quelles fixations choisir ?

ÉTANCHÉITÉ

SUPPORT

BAC SUPPORT ÉTANCHÉITÉ

PROFIL À FROID



FIXATIONS BAC SUPPORT

Vis TH à collerette P5 autoperceuse
Page C2



Vis TH à collerette A.T. autotaraudeuse
Page C2



FIXATIONS COUTURAGE BAC ÉTANCHÉITÉ

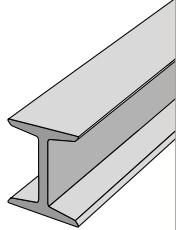
Vis TH couture P1 autoperceuse
Page C3



Rivet POP 4,8 x 12
Page C3



POUTRELLE IPN, IPE, ...



FIXATIONS BAC SUPPORT

Vis TH à collerette P13 autoperceuse
Page C2



Vis TH à collerette A.T. autotaraudeuse
Page C2



FIXATIONS COUTURAGE BAC ÉTANCHÉITÉ

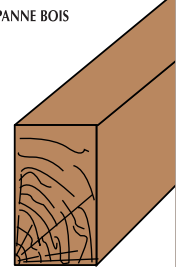
Vis TH couture P1 autoperceuse
Page C3



Rivet POP 4,8 x 12
Page C3

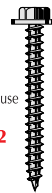


PANNE BOIS



FIXATIONS BAC SUPPORT

Vis TH à collerette A.T. autotaraudeuse bois
Page C2



Vis TH à collerette autoperceuse P1 pour bois
Page C2



FIXATIONS COUTURAGE BAC ÉTANCHÉITÉ

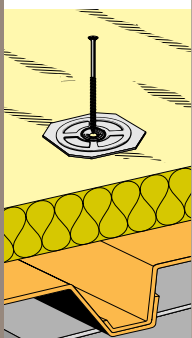
Vis TH couture P1 autoperceuse
Page C3



Rivet POP 4,8 x 12
Page C3




ACCESSOIRES COUVERTURE



FIXATIONS ISOLANT ET ÉTANCHÉITÉ

Vis TFP ISOL Ø 4,8 TK2
Page C5



Vis TFP ISOL Ø 6,3 TK2
Page C5



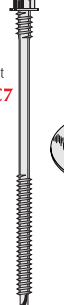
Vis DEKFAST Ø 4,8 TK 12
Page C5



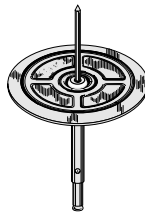
Vis isolant double filet
Page C6



Vis isolant double filet
Page C7



Rivets POP pour isolant
Page C8



PLAQUETTES DE RÉPARTITION

64 x 64
Page C4



Ø 70
Page C4



Ø 40
Page C4



PLAQUETTES POUR VIS DF

40 x 40
Page C6




82 x 40
Page C6



FIXATIONS D'ISOLANTS - PLAQUE DE PLÂTRE


Pointe torsadée à tête plastique large
Page D7



Clou avec tête à griffes
Page D7




Cheville étoile
Page D6



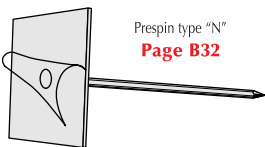
Rondelle nervurée Ø 40 - 65 - 70
Page D8



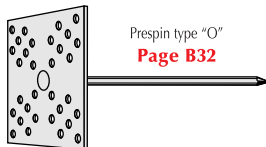
Vis TF acier ou inox
Page D7



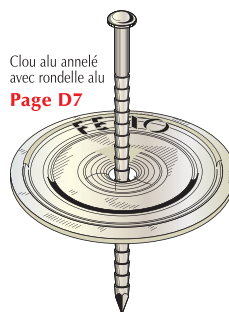
Prespin type "N"
Page B32



Prespin type "O"
Page B32



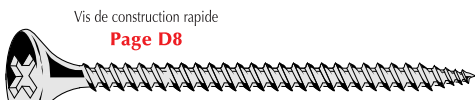
Clou alu annelé avec rondelle alu
Page D7



Prespin Fixisol
Page B32



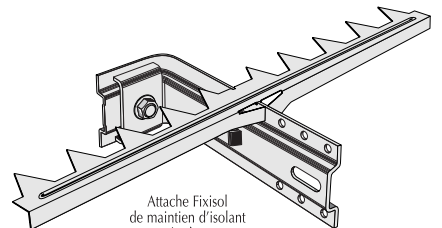
Vis de construction rapide
Page D8



Vis de construction noire
Page D8



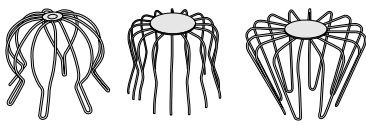
Attache Fixisol de maintien d'isolant en acier à ressort
Page F19



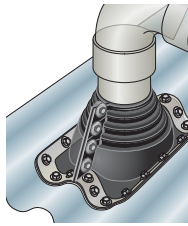
ACCESSOIRES

ACCESSOIRES

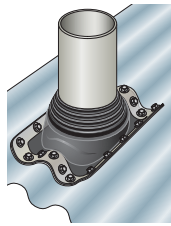
ACCESSOIRES DIVERS EN COUVERTURE BARDAGE ÉTANCHÉITÉ



Crapaudines
Page B44



Manchon FENOFLASH
à ouverture latérale
Page B41



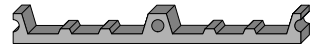
Manchon FENOFLASH
standard
Page B40



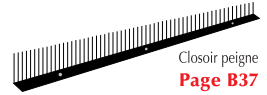
Bombe aérosol
Page B43



Contre profil - Pages B34 et B35



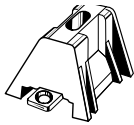
Profil - Pages B34 et B35



Closoir peigne
Page B37



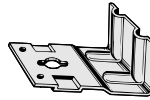
Bande aluminium FENOFLASH
autocollante
Page B42



Pontet - Support d'onde
Page B25



Arrêt de neige
Page B27



Garde neige
Page B26

Rivet POP étanche et rivet BULBTITE
Page A65



Mastic préformé
Page B38



Bande mousse une face
adhésive
Page B39



Rondelle double
étanchéité
Page B28



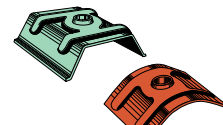
Rondelles métalliques
Pages B30 et B31



Rondelle vulca,
alu, acier, inox
Page B28



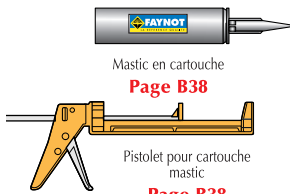
Rondelle EPDM
ou feutre
Page B29



Cavaliers et plaquettes
Pages B2 à B23

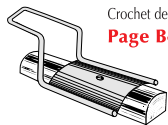


Plaquettes fibres-ciment
Page B22



Mastic en cartouche
Page B38

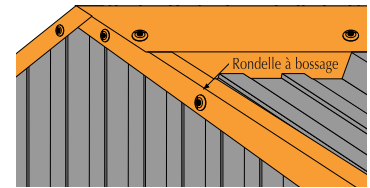
Pistolet pour cartouche
mastic
Page B38



Crochet de service
Page B45



Crochet de sécurité
Page B45



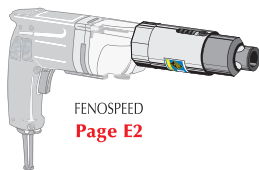
Accessoires pour faîtages et rives
Page B19

OUTILLAGE - GAMME PROFESSIONNELLE - KIT CONFORT

OUTILLAGE



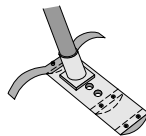
Visseuses
Page E2



FENOSPEED
Page E2



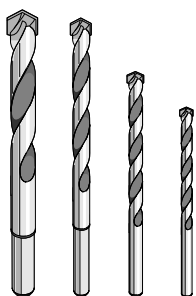
Villebrequin
Page E3



Buse d'aspiration
surtoiture FENO
sur plaques fibre
ciment.
Page F2

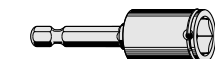


Grignoteuse
Page E2



Forets pour perçage
des supports
Page E6

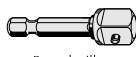
Page E3



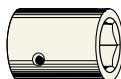
Page E4



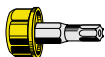
Douilles



Porte douilles
Pages E3 et E5



Douille
matière souple
Page E5




Embout Torx
Page E5

GAMME PROFESSIONNELLE EN CONDITIONNEMENT SPÉCIAL



Sachets 10 pièces
Page G5



Boîte Blister 25 pièces
Page G2 à G4

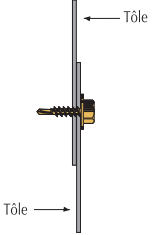



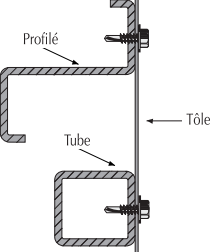



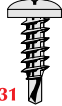

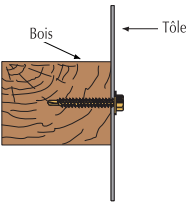



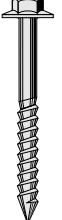
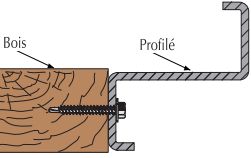



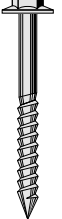
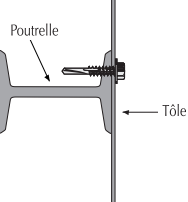



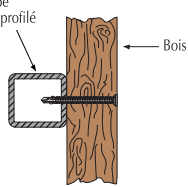




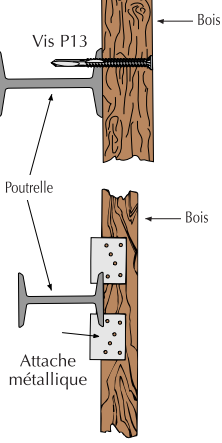

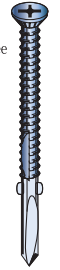
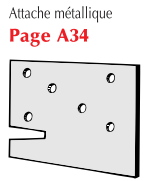



Ceinture de travail et kit ceinture
Page E7

FIXATIONS

Quelles fixations choisir ?

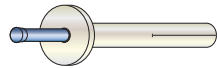
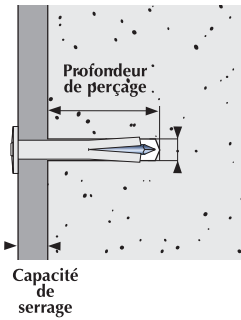
FIXATIONS DIVERSES

 <p>Tôle</p> <p>Tôle</p>	 <p>Vis de couture P1 Pages A26 et A31</p>	 <p>Vis TH P1 Ø 6,3 mm Page A30</p>	 <p>Rivet POP Page A65</p>		
 <p>Profilé</p> <p>Tube</p> <p>Tôle</p>	 <p>Vis TH P5 Pages A26 et A28</p>	 <p>Vis TH P5 avec rondelle vulca Page A28</p>	 <p>Vis TH P4 Page A 31</p>	 <p>Vis TCC P2 - P4 Page A31</p>	 <p>Vis TH autotaraudeuse Page A32</p>
 <p>Bois</p> <p>Tôle</p>	 <p>Vis TH P1 Ø 6,3 mm Pages A26 et A30</p>	 <p>Vis TH autotaraudeuse bois Page A33</p>	 <p>Tirefond galvanisé à visser Page A40</p>	 <p>Tirefond galvanisé à bourrer Page A43</p>	
 <p>Bois</p> <p>Profilé</p>	 <p>Vis TH P1 TK12 Ø 6,3 mm Pages A26 et A30</p>	 <p>Vis TH autotaraudeuse bois Page A33</p>	 <p>Tirefond galvanisé à visser Page A40</p>	 <p>Tirefond galvanisé à bourrer Page A43</p>	
 <p>Poutrelle</p> <p>Tôle</p>	 <p>Vis TH P13 TK12 Ø 6,3 mm Pages A26 et A29</p>	 <p>Vis TH ordinaire P13 avec rondelle vulca Page A29</p>	 <p>Vis TH autotaraudeuse AT Page A32</p>		
 <p>Tube ou profilé</p> <p>Bois</p>	 <p>Vis tête fraisée à ailettes P5 Page A34</p>	 <p>Vis tête fraisée à ailettes P5 (empreinte Torx) Page A34</p>	 <p>Vis inox tête fraisée à ailettes P5 Page A35</p>	 <p>Vis tête fraisée AT Ø 6,3 mm Page A36</p>	
 <p>Bois</p> <p>Vis P13</p> <p>Poutrelle</p> <p>Bois</p> <p>Attache métallique</p>	 <p>Vis tête fraisée à ailettes P13 Page A34</p>	 <p>Vis inox tête fraisée à ailettes P13 Page A35</p>	 <p>Attache métallique Page A34</p>	 <p>Vis tête fraisée AT Ø 6,3 mm Page A36</p>	

FIXATIONS

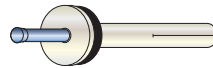
Quelles fixations choisir ?

FIXATIONS DIVERSES



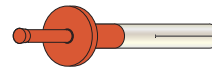
Rivet à frapper

Page D2



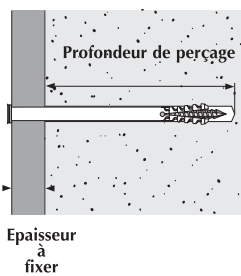
Rivet à frapper
+ rondelle EPDM

Page D2



Rivet à frapper
laqué

Page D2



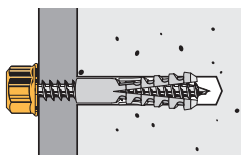
Cheville clou avec vis pré-montée
acier zingué

Page D2

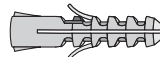


Cheville clou avec vis pré-montée
en acier inoxydable

Page D2




Cheville nylon 8 x 40
pour vis Ø 6,3 mm AT



Page D5

Cheville laiton
taraudée M6

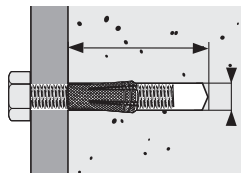


Page D5

Cheville F.B.R.



Page D5

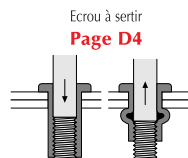


FIXATIONS DIVERSES

Boulons Poeliers
Page D4



Boulons TH
Page D4



Ecrou à sertir
Page D4

RIVETS DE COUTURE FIXATION AVEUGLE

Rivet POP étanche
Page A65




Rivet POP BULBTITE
Page A65



Rivet POP ordinaire
Page A65



Fixation aveugle
inox/EPDM
Page A66



TIREFONDS - TIGES FILETÉES




Tirefonds
zingués ordinaires
Page A52



Tirefonds galvanisés
à chaud
Page A53



Tige entièrement
filetée
Page D10



Manchons hexagonaux
Page D10



Patte à vis
Page D3



Cheville clou
Page D3

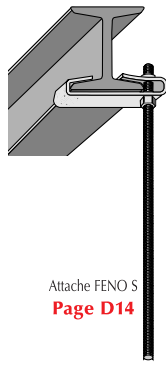
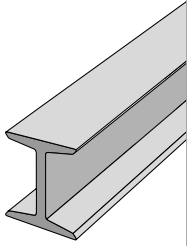
FIXATIONS

Quelles fixations choisir ?

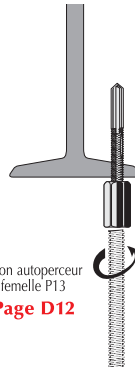
SUPPORT

FIXATION SOUS TOITURE - SOUS PLAFOND

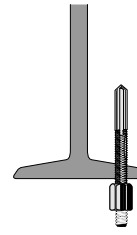
POUTRELLE IPN, IPE, ...



Attache FENO S
Page D14

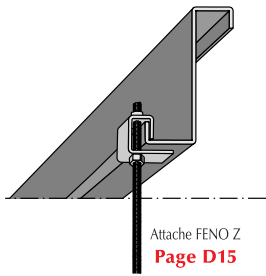
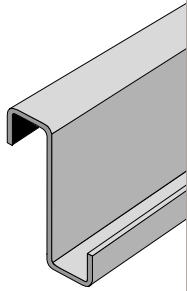


Piton autoperceur
femelle P13
Page D12

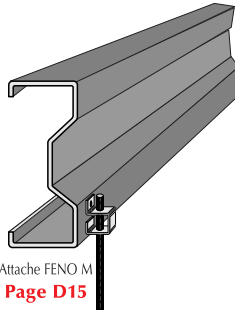


Piton autoperceur
mâle P13
Page D12

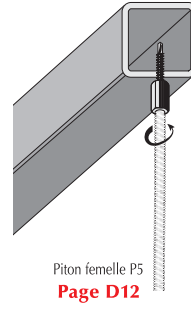
PROFIL À FROID



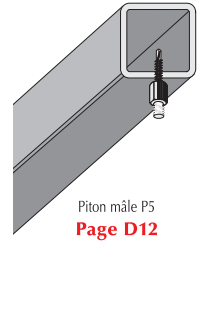
Attache FENO Z
Page D15



Attache FENO M
Page D15

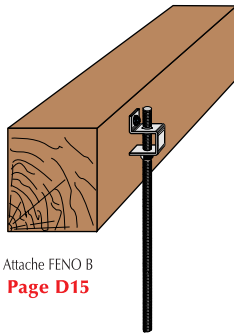
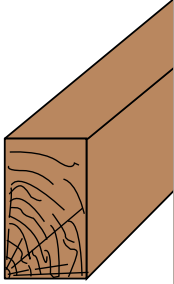


Piton femelle P5
Page D12

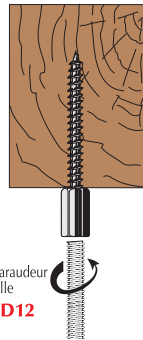


Piton mâle P5
Page D12

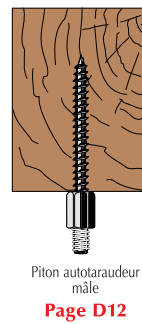
BOIS



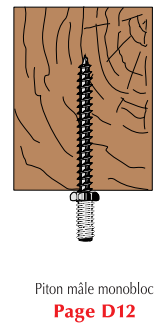
Attache FENO B
Page D15



Piton autotaraudeur
femelle
Page D12

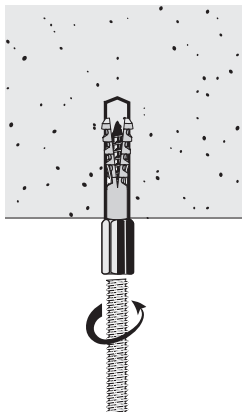


Piton autotaraudeur
mâle
Page D12

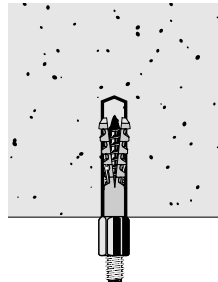


Piton mâle monobloc
Page D12

BÉTON



Piton autotaraudeur femelle
Page D13



Piton autotaraudeur mâle
Page D13

ACCESSOIRES



Tige entièrement filetée M6 - M8
Page D13



Manchon hexagonal
Page D13



Écrou H
Page D13



Manchon réducteur M8 - M6
Page D13